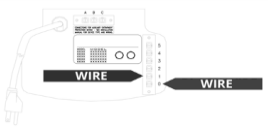
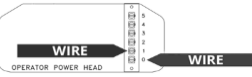
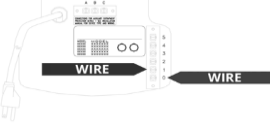

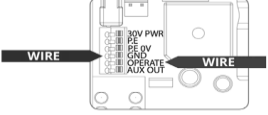
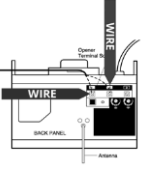
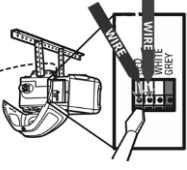
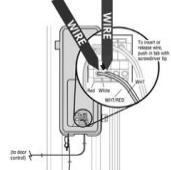
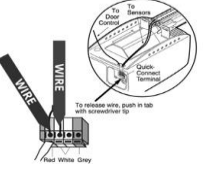
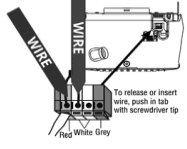
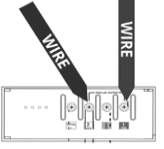
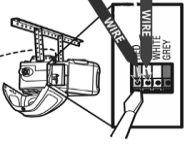
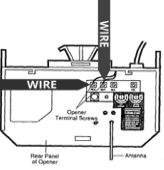
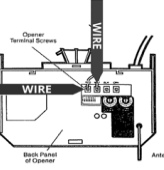
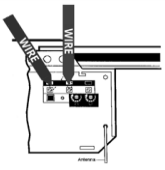
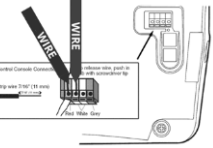
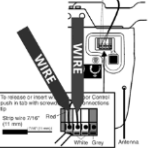

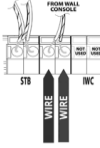



Garage Door Controller Wire Assembly Guide

<p>Allstar</p>	<p>3000</p> 	<p>AC9300</p> 	<p>J3500</p> 	
	<p>MVP</p> 			
<p>B&D Diamond</p>				
<p>Chamberlain</p>	<p>Liftmaster-1240R</p> 	<p>HD920EV</p> 	<p>Jackmaster-8500</p> 	<p>Liftmaster-2220</p> 
	<p>Liftmaster-3130M</p>  <p>To release or insert wire, push in tab with screwdriver tip. Red White Grey</p>	<p>Merlin-MT230</p> 	<p>WD962KEV</p> 	
<p>Craftsman</p>	<p>139-53315</p> 	<p>139-53403</p> 	<p>139-5364SRT2</p> 	
	<p>139-53918</p>  <p>Control Console Connector Strip into 2" (51mm) length. Red White Grey</p>	<p>139-53930</p>  <p>To release or insert wire, push in tab with screwdriver tip. Strip into 2" (51mm) length. Red White Grey</p>		
<p>Genie</p>	<p>Chainglide-GCG</p> 	<p>Gpower-900</p>  <p>FROM STR FROM WALL CONSOLE STR INC</p>	<p>Pro-1022</p>  <p>WIRE WIRE InfraRed Sensor</p>	

	<p>ProMAX</p> <p>Power head terminals</p> <p>1 WIRE</p> <p>2 WIRE</p> <p>3</p> <p>4</p> <p>Rear view of power head</p>	<p>ScrewDrive-IC</p> <p>WIRE</p> <p>WIRE</p>	<p>Series-III-2564</p> <p>FROM STB</p> <p>FROM WALL CONTROL</p> <p>STB</p> <p>INVC</p> <p>WIRE</p> <p>WIRE</p>	
Guardian	<p>Pro-628</p> <p>NOTE: Must splice into wire harness</p> <p>WIRE</p> <p>WIRE</p>			
Hormann	<p>5500</p> <p>WIRE</p> <p>WIRE</p>			
Linear	<p>Allister</p> <p>1</p> <p>2</p> <p>3</p> <p>4</p> <p>WIRE</p> <p>WIRE</p>	<p>LDO</p> <p>WIRE</p> <p>WIRE</p> <p>WIRE TO WALL STATION</p>		
Marantec	<p>M-4500</p> <p>WIRE</p> <p>WIRE</p> <p>4</p> <p>6</p> <p>7</p>	<p>M4500e</p> <p>WIRE</p> <p>WIRE</p> <p>1 2 3 4 5 6 7 8 9 10</p> <p>Class 2</p> <p>Supply 250 Volts</p>	<p>M55</p> <p>WIRE</p> <p>WIRE</p>	
Overhead-Door	<p>Destiny</p> <p>FROM STB</p> <p>FROM WALL CONTROL</p> <p>STB</p> <p>INVC</p> <p>WIRE</p> <p>WIRE</p>	<p>Legacy</p> <p>Power head terminals</p> <p>1 WIRE</p> <p>2 WIRE</p> <p>3</p> <p>4</p> <p>Rear View of power head</p>		
Sommer	<p>550</p> <p>3</p> <p>4</p> <p>WIRE</p> <p>WIRE</p>	<p>8500</p> <p>WIRE</p> <p>WIRE</p>		
WayneDalton	<p>Quantum-3214</p> <p>WIRE</p> <p>WIRE</p> <p>SIDE OF OPENER</p>	<p>iDrive-3663-372</p> <p>WIRE</p> <p>WIRE</p>		